


Budget **Roller Banner**

850mm x 2000mm



Trim Area

This will be where the print is cut to, so represents the edges of the artwork, anything outside of this line will be lost.



Safe Area

The safe Area is where we recommend to not let any text or important elements sit beyond as it is close to the edge. This area also incorporates 100mm take up at the bottom that will be in the roller mechanism, try to make this area continuation of the base colour / design.




Saving PDF

Make sure all fonts are embedded, images are highest quality and the output is set to CMYK.
If using adobe apps select the press quality output option.

REMEMBER TO DELETE OR HIDE THIS LAYER


Budget **Roller Banner**

850mm x 2000mm



Trim Area

This will be where the print is cut to, so represents the edges of the artwork, anything outside of this line will be lost.



Safe Area

The safe Area is where we recommend to not let any text or important elements sit beyond as it is close to the edge. This area also incorporates 100mm take up at the bottom that will be in the roller mechanism, try to make this area continuation of the base colour / design.



Saving PDF

Make sure all fonts are embedded, images are highest quality and the output is set to CMYK.
If using adobe apps select the press quality output option.

REMEMBER TO DELETE OR HIDE THIS LAYER